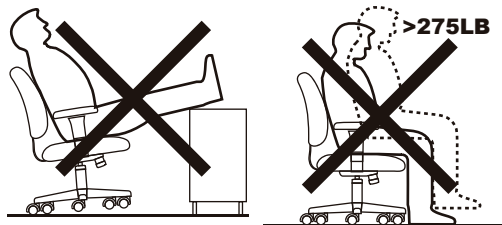


Thank you for purchasing our product.

Please read this assembly instruction sheet before you assemble this product. Make sure that all the parts listed on this sheet are included in the carton. This will make the assembly process quicker.

For missing, damaged or defective parts, simply scan the QR code below and follow the instructions for warranty service.



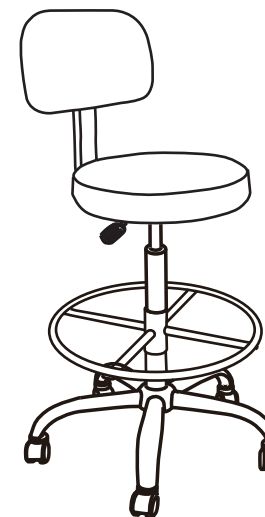
Insert and loosely tighten all screws. When assembly is completed, fully tighten all screws before using. This chair is only intended for sitting. Any other use will void the warranty.

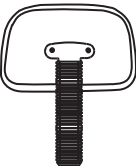

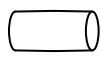
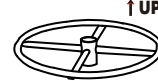

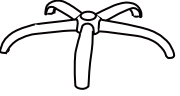
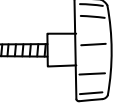
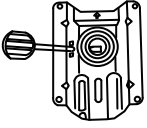
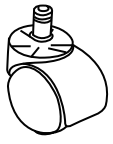

Customer Service Hotline: 800.593.1888

For further assembly instructions, please visit www.bosschair.com



MODEL : B16245



① x1	② x1	③ x1	④ x1	⑤ x1
 Back Cushion	 Seat Cushion	 Foot Ring EXT	 Foot Ring	 Gas Lift
 Base	 Knob	 Mechanism	 Casters	 A x4 M8*22 Mechanism Screw

