

Thank you for purchasing our product.

Please read this assembly instruction sheet before you assemble this product. Make sure that all the parts listed on this sheet are included in the carton. This will make the assembly process quicker.

For missing, damaged or defective parts, simply scan the QR code below and follow the instructions for warranty service.



Customer Service Hotline: 800.593.1888

For further assembly instructions, please visit www.bosschair.com

B9633C ASSEMBLY



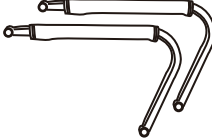

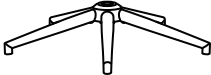

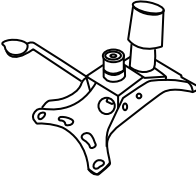







B9634C FEATURES



MODEL : B9633C B9634C



(1)x1  Back Cushion	(2)x1  Seat Cushion	(3)x1  Right & Left Arm	(4)x1  Gas Lift
(5)x1  Base	(6)x15  Caster	(7)x1  Mechanism	<p>(A)X4  M8*45 ARM SCREW</p> <p>(B)X4  M8*22 MECHANISM SCREW</p> <p>(C)X4  M8*30 L-BAR SCREW</p> <p>(D)X4  ARM CAPS</p> <p>(E)X1  ALLEN KEY</p>

