

Thank you for purchasing our product.

Please read this assembly instruction sheet before you assemble this product. Make sure that all the parts listed on this sheet are included in the carton. This will make the assembly process quicker.

For missing, damaged or defective parts, simply scan the QR code below and follow the instructions for warranty service.





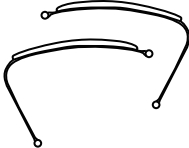



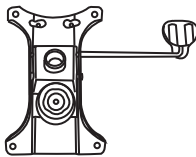
Customer Service Hotline: 800.593.1888

For further assembly instructions, please visit www.bossschair.com

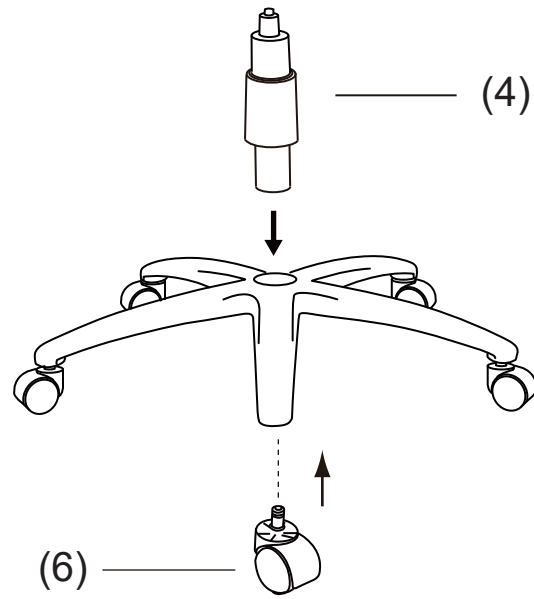


MODEL : B10101

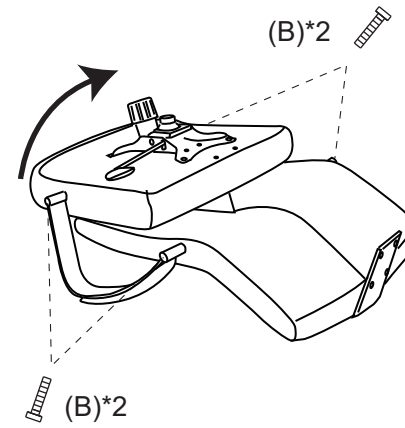


(1)x1	(2)x1	(3)xArmrest x2	(4)x1
			
Back Cushion	Seat Cushion	Armrest x2	Gas Lift
(5)x1	(6)x5	(7)x1	(A)x4 M8*22 MECHANISM SCREW (B)x4 M8*40 ARM SCREW (C)x4 M6*30 L-BAR SCREW (D)x4 ARM CAP (E)x1 ALLEN KEY
			
Base	Casters	Mechanism	

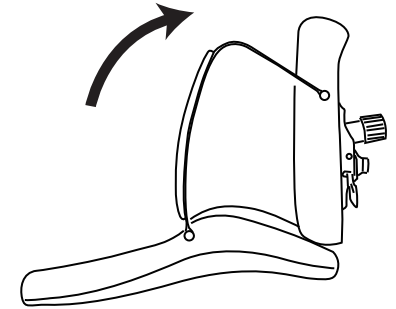
1



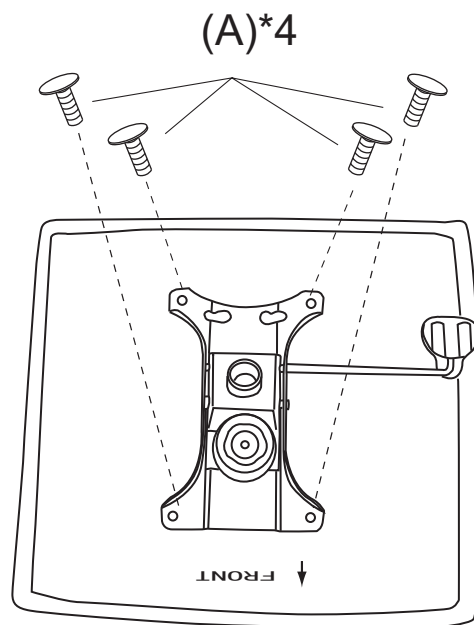
3



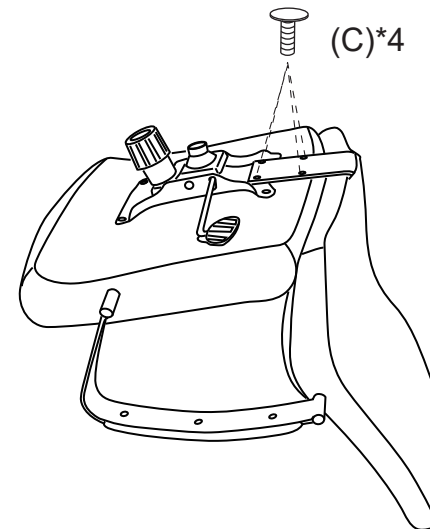
4



2



5



6

