



Thank you for purchasing our product.




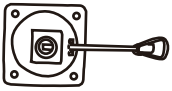


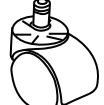










Please read this assembly instruction sheet before you begin to assemble this product. Make sure that all the parts listed on this sheet are included in the carton. This will make the assembly process quicker.

For missing, damaged or defective parts, simply scan the QR code below and follow the instructions for warranty service.



MODEL : B16605 B16606



(1)x1	(2)x1	(3)x1	(4)x1
 Back Cushion	 Seat Cushion	 Right & Left Arm	 Mechanism
(5)x1	(6)x1	(7)x5	(8)x1
 Gas Lift	 Base	 Caster	 TU009-EXT
(9)x1	(A)*6   M6*30 Arm Screws (B)*2  M8*30 Mechanism Screws (C)*2  M8*22 Mechanism Screws (D)*2   M6*30 Back Bar Screws (E)*2   M6*36 Back Bar Screws		
 TU009			

