
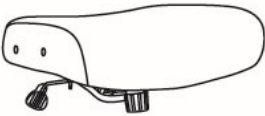
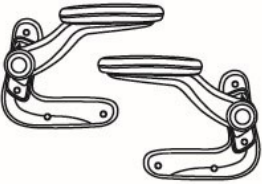







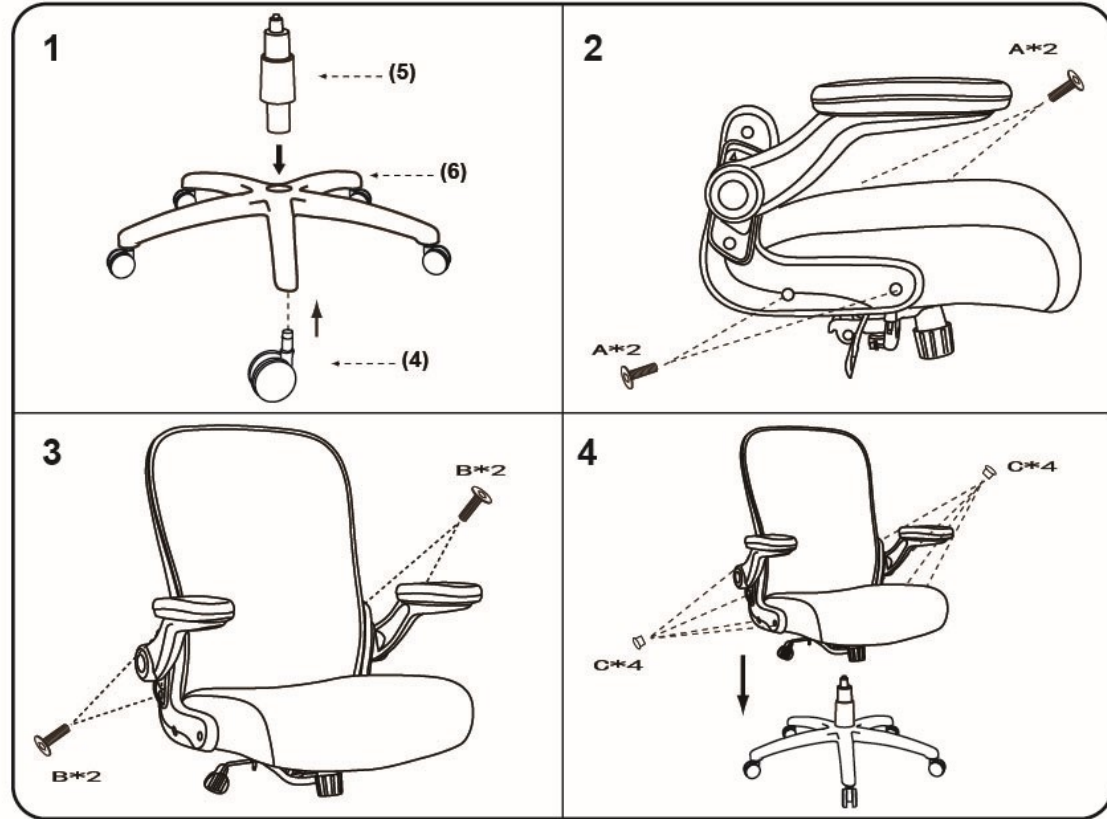


MODEL: B601

| | | |
|---|---|---|
| (1)x1 | (2)x1 | (3)x1 (L)x1 (R) |
|  |  |  |
| Back Cushion | Seat Cushion & Mechanism | Left-Arm-L Right-Arm-R |
| (4)x5 | (5)x1 | (6)x1 |
|  |  |  |
| Caster | Gas Lift W/ Cover | Base |

| | | |
|-------|---|-----------------|
| (A)*4 |  | M8*30 ARM SCREW |
| (B)*4 |  | M8*25 ARM SCREW |
| (C)*8 |  | ARM CAP |
| (D)*1 |  | ALLEN KEY |



Insert and loosely tighten all screws. When assembly is completed, fully tighten all screws before using. This chair is only intended for sitting. Any other use will void the warranty.

