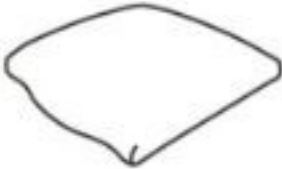
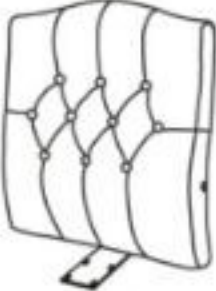









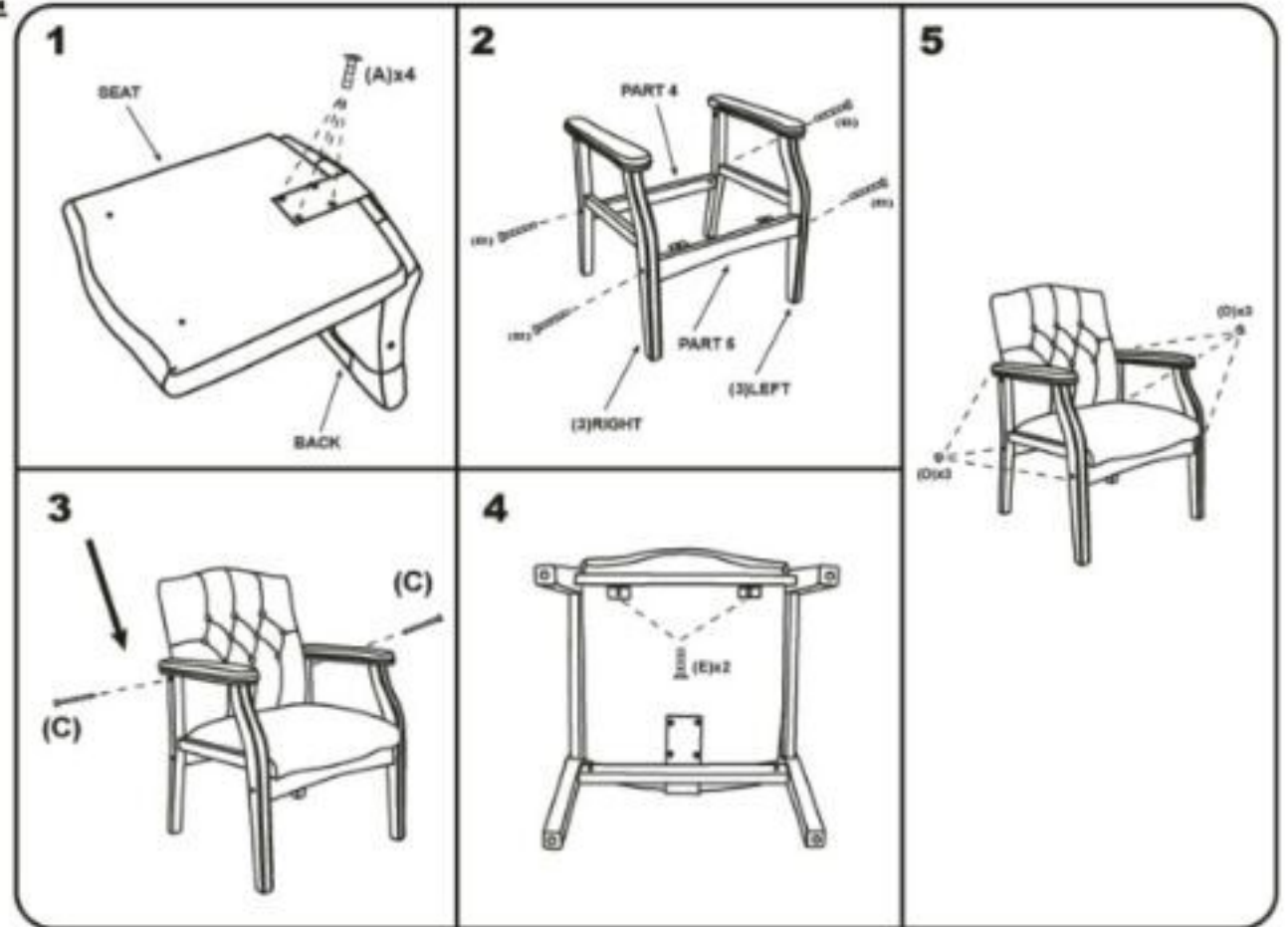


Please unscrew all hardware from cushion before assembly.
Por favor de destornillar todos los tornillos del cojín antes de ensamblar la silla.

MODEL: B959 B969 B958

(1)x1	(2)x1	(3)x1 (L)x1 (R)
		
Seat	Back	OR
(4)x1	(5)x1	
		
Back Bar	Front Bar	
(A)x4		M6*25 BACK BAR SCREW
(B)x4		M6*65 FRAME SCREW
(C)x2		M6*50 ARM SCREW
(D)x6		WOOD CAP
(E)x2		M6*25 SEAT SCREW



NOTE: Before insert all 6 (D) wood caps to screw holes:
 1. Lightly tighten the screws indicate on step 2 & step 3.
 2. Tighten ALL 6 screws on step 5, then insert ALL 6 (D) wood caps to finish.

Insert and loosely tighten all screws. When assembly is completed, fully tighten all screws before using. This chair is only intended for sitting. Any other use will void the warranty.

Customer Service Hotline: 1-800-593-1888
For further assembly instructions,
please visit our website at www.bosschair.com

