

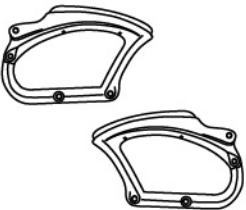
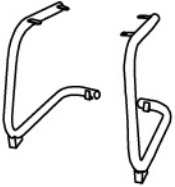





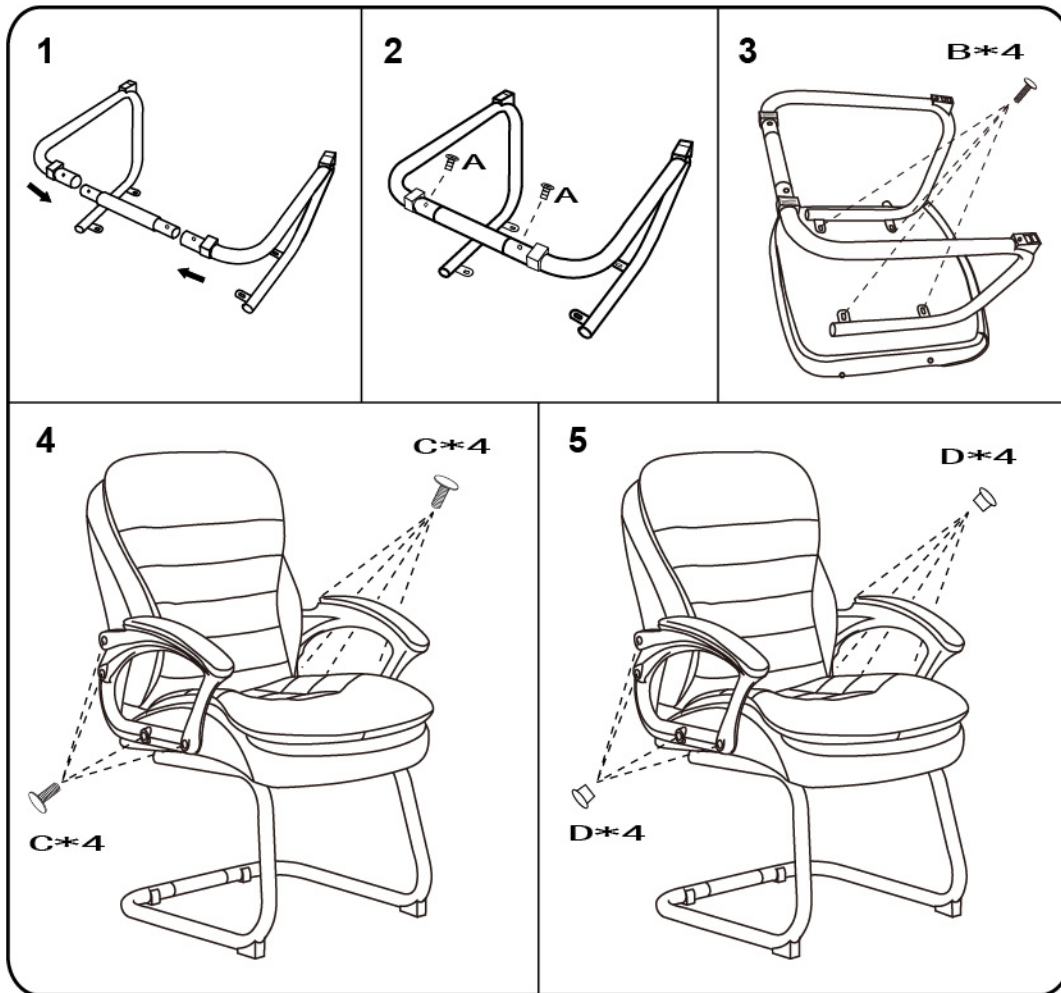


**IMPORTANT NOTICE:
HARDWARE PACKAGE IS ATTACHED ON THE
BOTTOM OF SEAT CUSHION.**

MODEL : B9339

(1)X1	(2)X1	(3)X1 (L)x1 (R)
		
Back	Seat	Right / Left Arm
(4)X1	(5)X1	
		
SLED BASE	CONNECTING BAR	
(A)x2		M6*14 CONNECTING BAR SCREWS
(B)x4		M6*22 SLED BASE SCREW
(C)x8		M6*25 ARM SCREW
(D)x8		ARM CAP



Insert and loosely tighten all screws. When assembly is completed, fully tighten all screws before using. This chair is only intended for sitting. Any other use will void the warranty.

