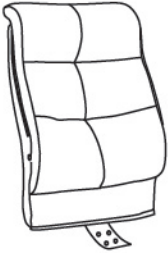

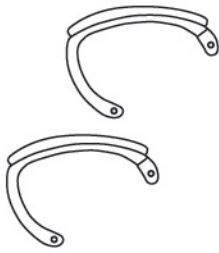








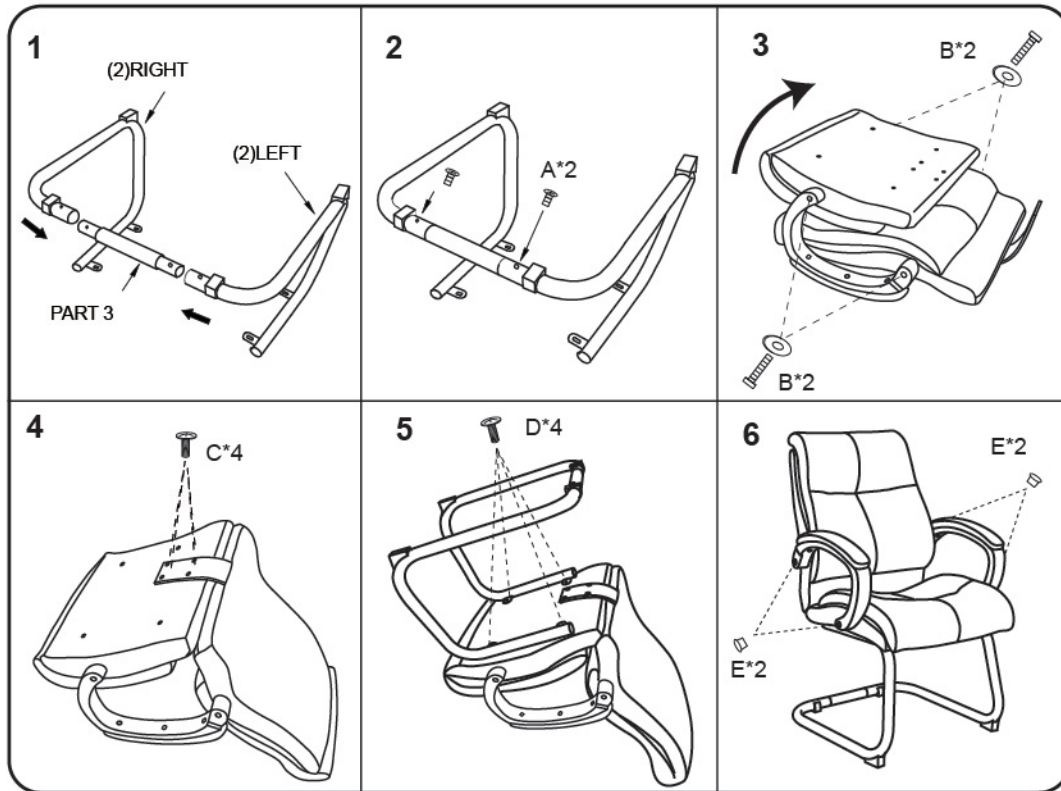


**IMPORTANT NOTICE:
HARDWARE PACKAGE IS ATTACHED
ON THE BOTTOM OF SEAT CUSHION.**

MODEL: B8779

(1)X1  Back Cushion	(2)x1  Seat Cushion	(3)x1 (L)x1 (R)  Left & Right-Arm
(4)X1  Right Frame & Left Frame	(5)X1  Connecting Bar	
(A)x2  M6*14 CONNECTING BAR TUBE SCREW (Please find these 2 screws on sled base.)	(B)x4  M8*45 ARM SCREW	(C)x4  M8*30 L-BAR SCREW
(D)x4  M6*22 SLED BASE SCREW	(E)x4  ARM CAP	(F)x1  ALLEN KEY



Step 6: Tighten arm screws before put on arm caps.

Insert and loosely tighten all screws. When assembly is completed, fully tighten all screws before using. This chair is only intended for sitting. Any other use will void the warranty.

