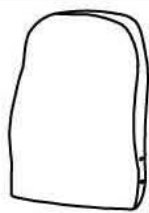


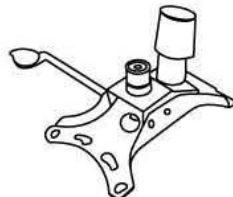
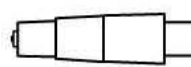




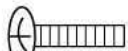
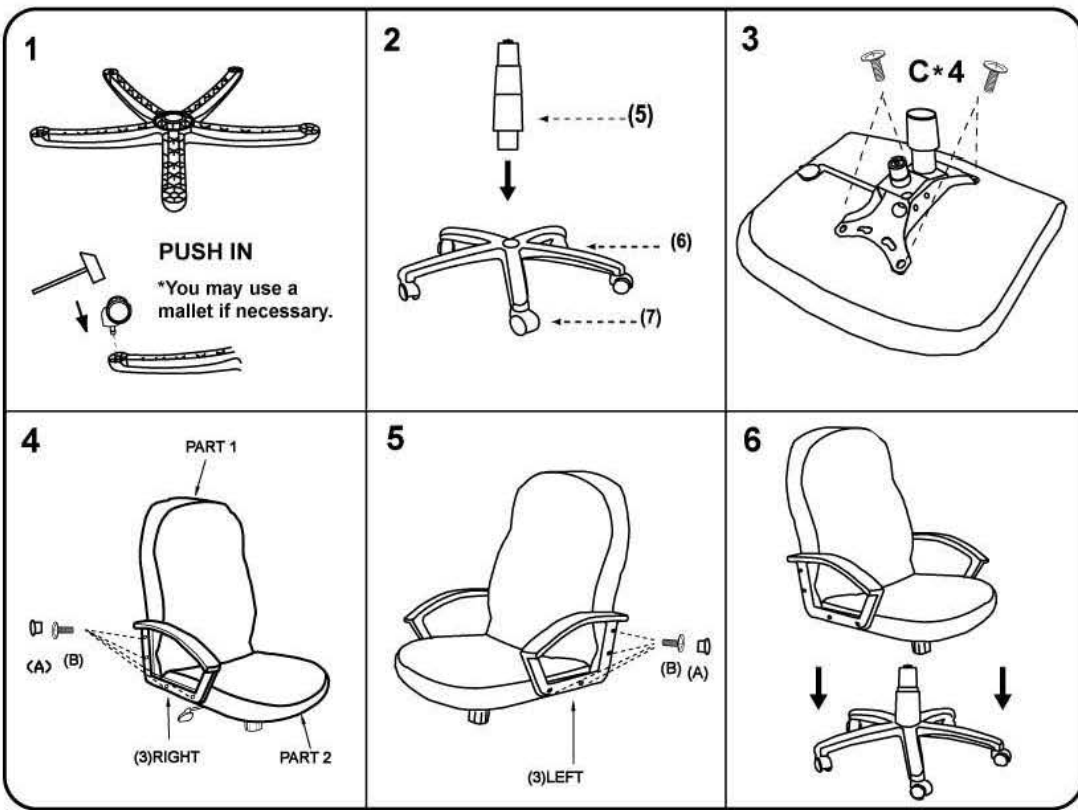


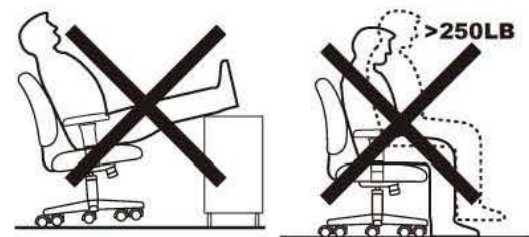
Please unscrew all hardware from cushion before assembly.
Por favor de destornillar todos los tornillos del cojín antes de ensamblar la silla.

MODEL: **B8401 B8801 B7201 B7206 HS350**
B7301 B8106 B8501 B7901 B7306 HS450
B7906 B7701 B7706 B7641 B7741 HS1050
B7501 B7506 B8101 B8506 B7601 B8316
B8306 B7806 B8811 B7801 RC01 B7551

(1)x1	(2)x1	(3)x1 (L)x1 (R)
		
Back	Seat	Right & Left Arm
(4)x 1	(5)x1	(6)x1
		
Mechanism	Gas Lift	Base
(7)x 5		
	<p>(A)*8  M6*18 ARM SCREW</p> <p>(B)*8  ARM CAP</p> <p>(C)*4  M8*22 MECHANISM SCREW</p>	
Casters		



Insert and loosely tighten all screws. When assembly is completed, fully tighten all screws before using. This chair is only intended for sitting. Any other use will void the warranty.



Customer Service Hotline: 1-800-593-1888
For further assembly instructions,
please visit our website at www.bosschair.com