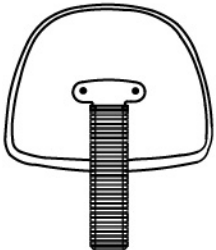
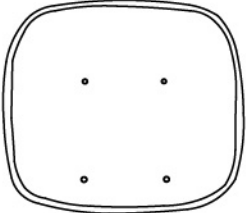
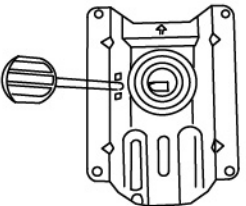

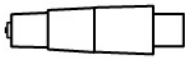
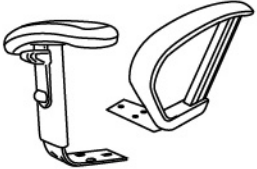
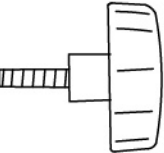


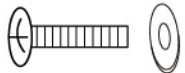
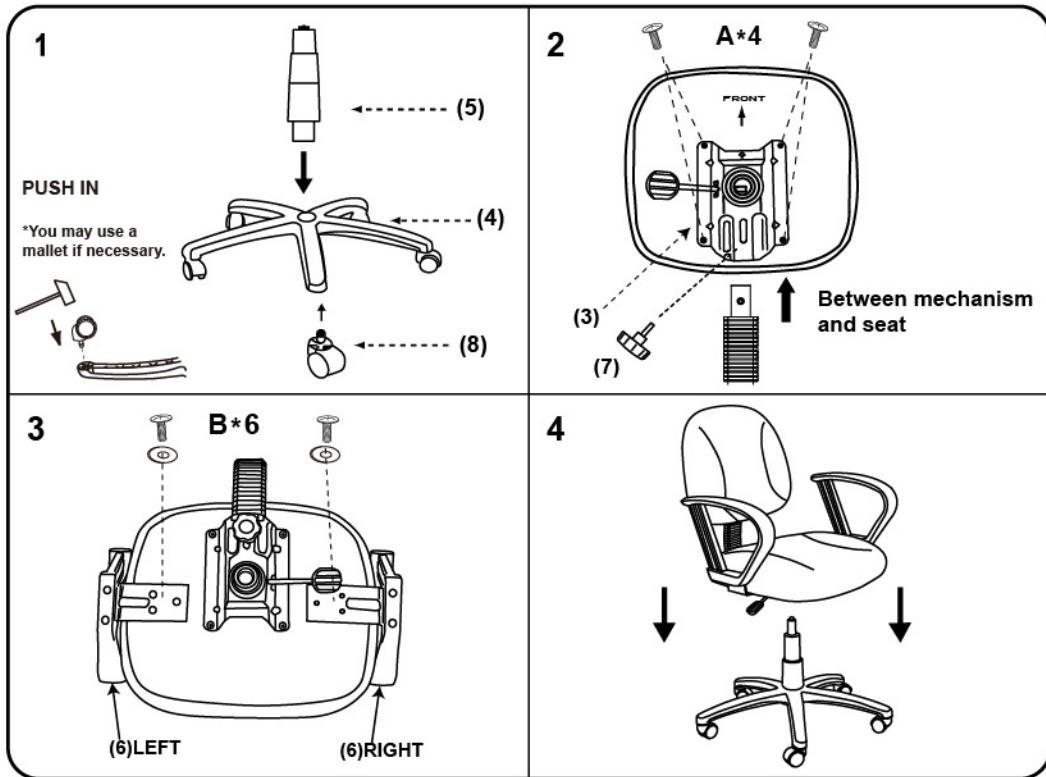


**IMPORTANT NOTICE:  
HARDWARE PACKAGE IS ATTACHED  
ON THE BOTTOM OF SEAT CUSHION.**

MODEL: B315 B316 B317 B307 B305 B306 B325

(1)x1  Back Cushion Back Support W/ Bellow	(2)x1  Seat Cushion	(3)x1  TU001-305 / mechanism
(4)x 1  TU005-305 - Nylon Base	(5)x1  TU026-305-Gas Lift	(6)X1(L) X1(R)  B316 / B317 Arms
(7)X1  TU305-Knob/Knob	(8)X5  TU015-Casters	
<b>(A)*4</b>  <b>M8*22 Mechanism Screws</b> <b>(B)*6</b>  <b>M6*28 Arm Screws</b>		



**Insert and loosely tighten all screws. When assembly is completed, fully tighten all screws before using. This chair is only intended for sitting. Any other use will void the warranty.**



B315/305/325



B316/306



B317/307