







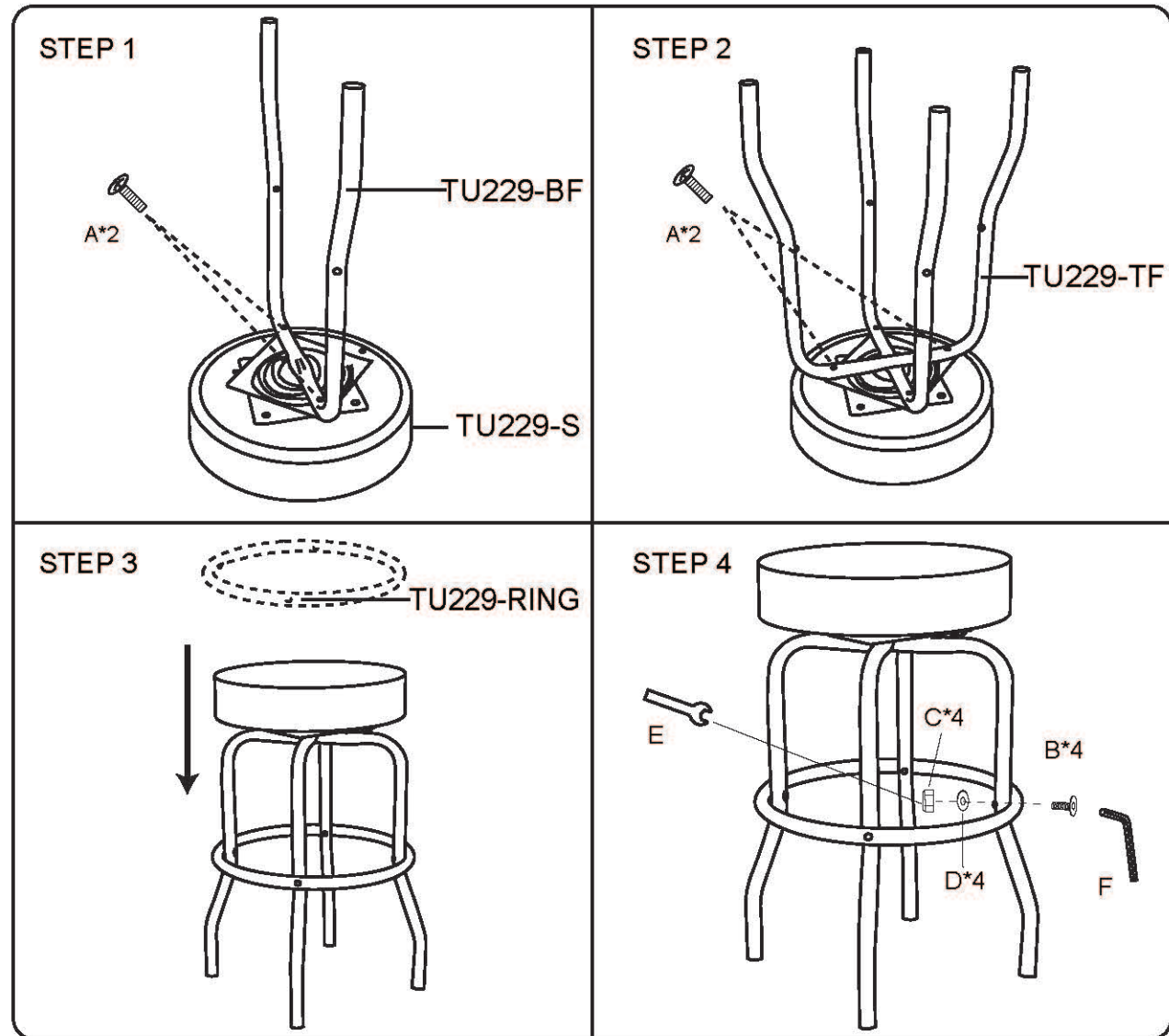
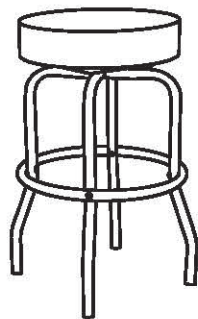


(1)*1  TU229-S	(2)*1  TU229-RING
(3)*1 TU229-BF Bottom Frame	(4)*1 TU229-TF Top Frame
TU229-KIT (A)*4  M6*30 (D)*4  (B)*4  M6*50 (E)*1  (C)*4  (F)*1 	



Insert and loosely tighten all screws. When assembly is completed, fully tighten all screws before using. This chair is only intended for sitting. Any other use will void the warranty.

If the chair is not working properly, is missing a part, is damaged, or if you have any questions, please call customer service hotline before returning.