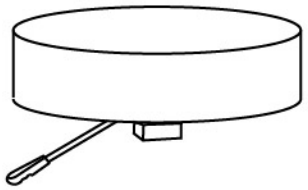

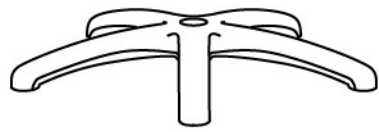
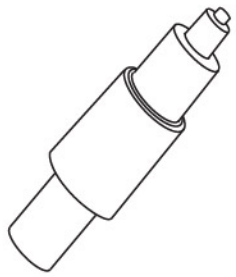
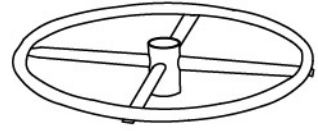

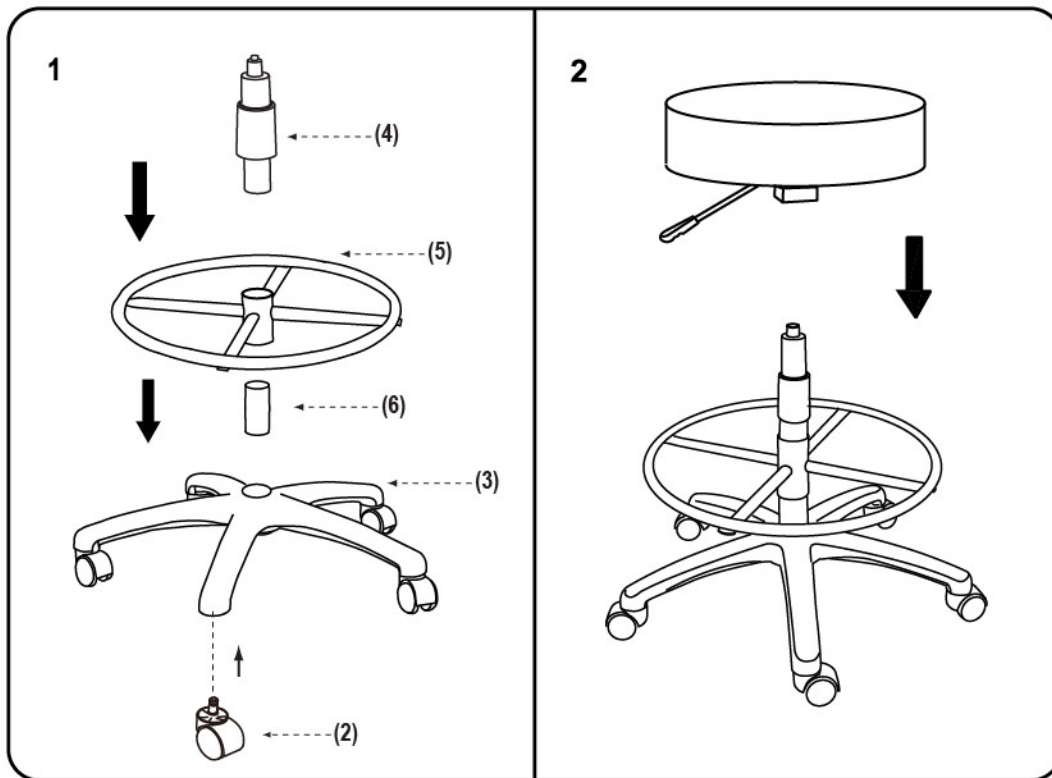


MODEL: B16210

<p>(1)x1</p>  <p>Seat Cushion & mechanism</p>	<p>(2)x5</p>  <p>Casters</p>
<p>(3)x1</p>  <p>Base</p>	<p>(4)x1</p>  <p>Gas Lift W/ Cover</p>
<p>(5)x1</p>  <p>TU009</p>	<p>(6)x1</p>  <p>TU009-EXT</p>



Insert and loosely tighten all screws. When assembly is completed, fully tighten all screws before using. This chair is only intended for sitting. Any other use will void the warranty.

