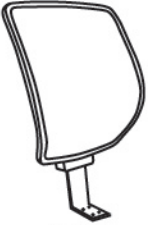



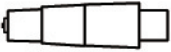

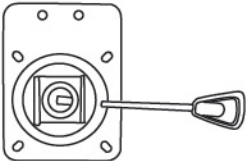






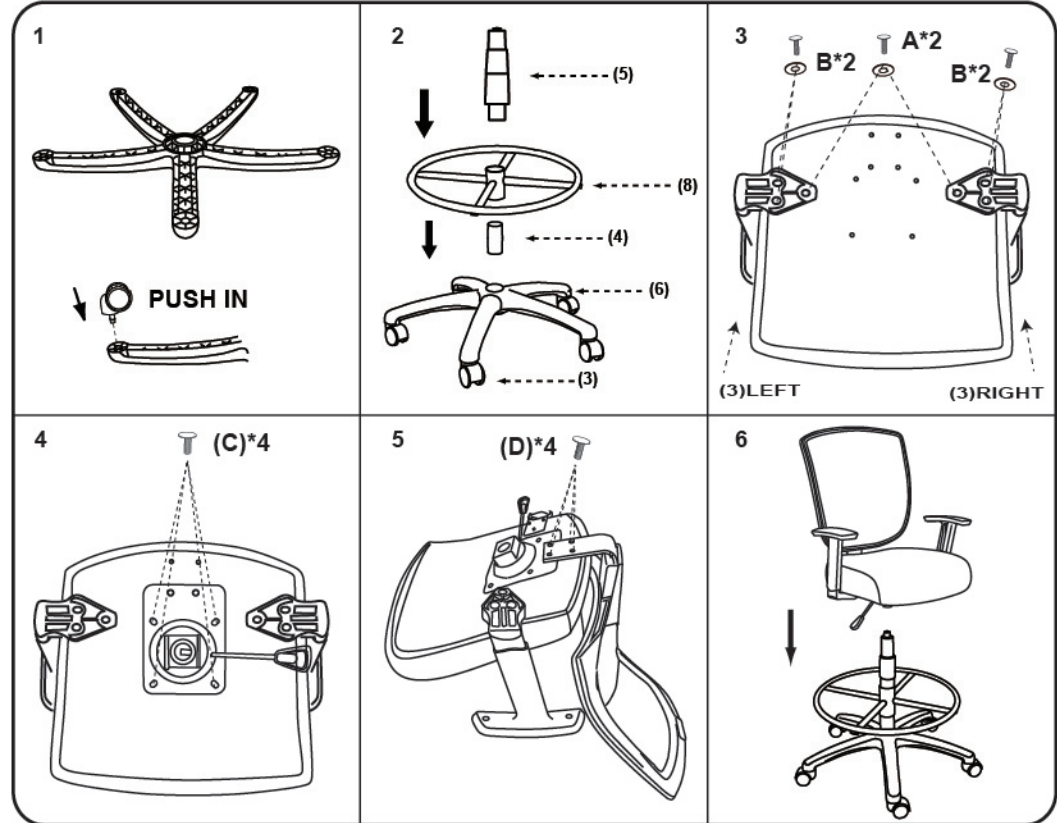


**IMPORTANT NOTICE:  
HARDWARE PACKAGE IS ATTACHED  
ON THE BOTTOM OF SEAT CUSHION.**

MODEL : B16021

(1)x1  BACK	(2)x1  SEAT	(3)x5  CASTERS
(4)x1  TU009-EXT	(5)x1  GAS LIFT	(6)x1  BASE
(7)x1  MECHANISM	(8)x1  TU009	(9)x1 (L) x1 (R)  Left-Arm Right-Arm
(A)x2  M6*25 ARM SCREW	(C)x4  M8*22 MECHANISM SCREW	
(B)x4  M6*40 ARM SCREW	(D)x4  M6*30 L-BAR SCREW	



**Insert and loosely tighten all screws. When assembly is completed, fully tighten all screws before using. This chair is only intended for sitting. Any other use will void the warranty.**

